

# UNIT 5

Lessons 25 ~ 30

## I Love Learning English!



### We Will Learn

#### Functions

- ▶ Making Phone Calls
- ▶ Talking about Possibilities

#### Grammar

- ▶ Reflexive Pronouns: myself, yourself
- ▶ Modal Verb: can

#### Structures

- ▶ Can I speak to \_\_\_\_, please?
- ▶ I can't wait to see you.
- ▶ How do you practice by yourself?

# Lesson 25: A Phone Friend

*Li Jing is learning English. She wants to practice her English with a foreign friend, but she doesn't have any. So Li Ming calls Jenny.*



**Li Ming:** Hello. Can I speak to Jenny, please?

**Jenny:** Yes. This is Jenny speaking. Is that you, Li Ming? How are you?

**Li Ming:** Good! Are you free now? My cousin, Li Jing, would like to speak to you.

**Jenny:** OK! No problem!

**Li Jing:** Hello, Jenny! This is Li Jing. I'm happy to talk with you.

**Jenny:** Hi, Li Jing! I'm sorry. I can't hear you very well. Could you speak more loudly?

**Li Jing:** Sorry, I can't follow you. Please say that again.

**Jenny:** OK. Could you speak more loudly?

**Li Jing:** Yes. Now I understand.

**Jenny:** Good! You speak English very well. Do you like learning English?

**Li Jing:** Yes. I love learning English.

**Jenny:** That's great! How do you practice?

**Li Jing:** I practice by myself a lot.

**Jenny:** How do you practice by yourself?

**Li Jing:** I watch many English TV shows and cartoons. I also listen to English music.

*Jenny and Li Jing have a good talk.  
Now, Li Jing has a Canadian friend!*



## Let's Do It!

### 1 Listen and write true (T) or false (F).

1. Jenny calls Li Ming from Canada. ( )
2. Li Jing is Li Ming's cousin. ( )
3. Li Jing loves learning English. ( )
4. Li Jing practices her English by speaking to Li Ming. ( )

### 2 Read the lesson and fill in the blanks. The first letter is given.

I love learning English. I p\_\_\_\_\_ English every day by myself. But today I t\_\_\_\_\_ to a foreign friend. Her name is Jenny. She is Li Ming's friend. At first, we couldn't u\_\_\_\_\_ each other very well. Jenny asked me to s\_\_\_\_\_ more loudly. And I couldn't f\_\_\_\_\_ her. But later, we h\_\_\_\_\_ a good talk. I have a Canadian friend now. I feel so happy.



### 3 Fill in the blanks with the correct forms of the given words.

1. This work is too hard. I can't do it by \_\_\_\_\_ (me).
2. Jenny comes from Canada. \_\_\_\_\_ (she) friend, Li Ming, is from China.
3. You can learn this song by \_\_\_\_\_ (you).
4. Jim is an American boy. But \_\_\_\_\_ (he) Chinese is very good.
5. How do you practice English by \_\_\_\_\_ (you)?

### 4 Work in pairs. How do you practice your English? Make up a dialogue.

#### Example:

A: How do you practice your English?

B: I practice by myself.

A: How do you practice by yourself?

B: ...

# Lesson 26: Online Phone Calls

*Alicia is from Russia. She is learning English. Ms. Bell is a Canadian teacher. They speak English online twice a week. Ms. Bell helps Alicia with her English. Today, Alicia has some good news for her teacher!*



**Alicia:** Hi, Ms. Bell! Can you hear me?

*(Alicia does not hear a reply.)*

**Alicia:** Hello? Ms. Bell, are you there?

**Ms. Bell:** Hi, Alicia. Yes, I'm here!

**Alicia:** Oh good. I'm so excited today. I have some good news!

**Ms. Bell:** Really? What is it, Alicia?

**Alicia:** I won first place at the National English Competition!

**Ms. Bell:** Good for you, Alicia! You really improved a lot!

**Alicia:** It's all thanks to you.

**Ms. Bell:** No. I didn't do anything. You did all the hard work yourself. I am so proud of you.

**Alicia:** I couldn't do it by myself. Talking with you is such a great help. Thank you, Ms. Bell. And guess what! I won a great prize!

**Ms. Bell:** That's great! What did you win?

**Alicia:** I won a trip to Canada! Next year, I will visit Canada for two weeks. I can meet you in Canada.

**Ms. Bell:** Wow! That is great news! You can stay with me. I can't wait to see you!



## Let's Do It!

### 1 Listen and circle the correct words.

1. Alicia is from (Russia/Canada).
2. Ms. Bell is (a Canadian/an American) teacher.
3. They speak English online (three times/twice) a week.
4. Alicia is so (unhappy/excited) today.
5. Ms. Bell and Alicia will meet in Canada (this year/next year).

### 2 Read the lesson and answer the questions.

1. What is Alicia's good news?
2. How does Ms. Bell help Alicia with her English?
3. What did Alicia win?
4. How long will Alicia stay in Canada?



### 3 Number the phone conversation in the correct order.

1. Everything is good with me. How is school?
2. OK. Sounds good. See you this weekend.
3. Hello? Dave, are you there?
4. OK. See you. Bye.
5. I'm good. How are things with you?
6. Yes. I'm here. How are you, Matt?
7. That's great! Do you want to get together this weekend?
8. School is good. I'm doing well this year.
9. Sure. Let's go and see a movie.

The correct order is: \_\_\_\_\_

### 4 Work in pairs. Do you have some good news you would like to share? Have an online chat about it with your partner.

#### *Example:*

A: Hello? Jack, can you hear me?

B: Yes. I can hear you. How are you?

A: I'm great! I have some good news.

B: Really? What is it?

A: ...

B: Good for you!

# Lesson 27: Amazing English

There are only 26 letters in English. So English is an easy language to learn, right? Well, not exactly.

Yes, English only has 26 letters, but those 26 letters can make a lot of words. In fact, there are about 800 000 words in the English language.

One letter like “a”, can be an English word. And just one word, like “Go” can be a sentence.

There is an English word with about 1 900 letters in it. Wow! That’s a long word.

This sentence uses all 26 letters: *The quick brown fox jumps over the lazy dog.*

Look at this word: level. You can read it forwards or backwards — it’s the same word!

The word “therein” has ten words in it. You don’t even need to move any letters around. How many words can you find?

Dig in and enjoy!



## Learning Tip

The average English-speaking person only uses about 15 000 words. The top ten most often used words in English are: *the, of, and, a, to, in, is, you, that* and *it*.



## Let's Do It!

### 1 Listen and write true (T) or false (F).

1. English is an easy language to learn. ( )
2. The word "therein" has ten words in it. ( )
3. There are about 800 000 words in the English language. ( )
4. One word can't be a sentence. ( )
5. There is an English word with 1 900 letters in it. ( )

### 2 Fill in the blanks with the words in the box.

fact lazy letter quick sentence

1. My name is Jack. The first \_\_\_\_\_ in my name is "J".
2. I love football. In \_\_\_\_\_, it's my favourite sport.
3. Can you make a \_\_\_\_\_ with the new word?
4. Don't be \_\_\_\_\_. Practice English every day.
5. You eat very fast. You are \_\_\_\_\_.

### 3 Circle the correct words to complete the sentences.

1. I can (hear/hears/heard) with my ears.
2. You can (meeting/meets/meet) us at the restaurant.
3. Your cousin can (stayed/stay/staying) at our house.
4. Can we (being/am/be) friends?
5. I can (find/found/finding) lots of books at the bookstore.

### 4 Work in groups. Interview your classmates and collect more interesting facts about English. Then write them down.


#### Interesting English Facts



# Lesson 28: How Do I Learn English?

My name is Teresa. I came to Canada two years ago. Now I'm in Grade 7. My family comes from Hong Kong. I speak Chinese at home, but I speak English at school every day. How do I learn English? Here are some tips:

- Read a lot and use a dictionary! I often read English storybooks, magazines and newspapers. Sometimes I don't understand some words. So I look them up in a dictionary.
- Watch English TV shows and movies! Every Sunday evening, I watch English movies. It helps a lot. I can enjoy myself and learn English at the same time.
- Listen to English music! I love music and I often listen to English songs. Just go on the Internet! You can find the words for many songs yourself. I like to write the words down. Then I can sing along with the music. It's fun!
- Speak English every day! I practice my English in class and after class. Don't be afraid to make mistakes! Sometimes I make silly mistakes and I laugh at myself. My friends help me a lot.



## Culture Tip

*Oops* is something you say when you make a mistake. You can also say *Uh-Oh* or *Whoops*. Read Teresa's phone conversation above. What mistake does Teresa make?



## Let's Do It!

### 1 What tips does Teresa have for learning English? Listen and tick the correct answers.

- ☐ Speak English every day!
- ☐ Speak to a foreign friend online twice a week.
- ☐ Read a lot and use a dictionary!
- ☐ Listen to English music!
- ☐ Speak Chinese at home, but speak English at school.
- ☐ Watch English TV shows and movies!
- ☐ Make silly mistakes!

### 2 Read the lesson and answer the questions.

1. What grade is Teresa in?
2. What language does she speak at home?
3. What does she often read?
4. When does she watch English movies?
5. Where can you find the words for many English songs?

### 3 Read Teresa and Susan's phone conversation and fill in the blanks.

Teresa: Hello?

Susan: Hi. Is this Teresa?

Teresa: Yes, it is. Hi, Susan. Thanks for calling me back. I want to go and watch a movie later. But I don't want to go by \_\_\_\_\_. Do \_\_\_\_\_ want to come with \_\_\_\_\_?

Susan: Sure. \_\_\_\_\_ can come with \_\_\_\_\_. I will meet you at the movie theatre. Can you get there by \_\_\_\_\_?

Teresa: Of course I can. I'll meet you there at 3:00 p.m.

Susan: Great! See you later.

### 4 Work in groups. How do your classmates learn English? Interview them and fill in the table.

Name	How do you learn English?

# Lesson 29: A Door to the World

## Open A Door to the World



All over the world, many people are learning English. Learning a new language takes time. It can be a challenge, but the new language can give people more opportunities. With a

good knowledge of a new language, you can enjoy a better life.

People from many countries speak English. With English, you can travel almost anywhere. You can communicate with different people and learn new things. You can order food and drinks at restaurants, and ask for directions. As an international language, English connects you with the rest of the world.

Learning English can also help you understand differences between cultures. In many ways, English opens a door to the world for you.

Look! I found this article in a newspaper. Would you like to read it?



### Culture Tip

Is there really a “door” to the world? Not really! In English, “opening a door” means having opportunities, learning something new or having more choices.

## Let's Do It!

### 1 Read the lesson and match the words with the correct meanings.

knowledge	a good chance for success
article	something difficult or not easy to do
opportunity	a piece of writing in a newspaper or magazine
differences	facts and ideas learned from study and experience
challenge	things that are not the same

### 2 Some students are talking about learning English. Complete the dialogue with the correct forms of the words from Activity 1.

**Li Ming:** I love reading English \_\_\_\_\_. With a good \_\_\_\_\_ of English, I can understand \_\_\_\_\_ between cultures around the world.

**Gao Baoli:** English is a big \_\_\_\_\_ for me. I don't really want to learn it.

**Wang Mei:** Learning a foreign language takes time, but the new language can give us new \_\_\_\_\_.

### 3 Fill in the blanks with the correct forms of the words or phrases in the box.

life    a good knowledge of    anywhere    connect    ask for

1. He must stay home. He can't go \_\_\_\_\_ else.
2. Internet \_\_\_\_\_ us with the rest of the world.
3. I got lost on my way to the bookstore. So I went to a policeman and \_\_\_\_\_ help.
4. She has \_\_\_\_\_ Chinese history.
5. With a good education, we can make a better \_\_\_\_\_.

### 4 Work in groups. What can you do with a good knowledge of English? Talk about it and make a list.

I can...

☆

☆

# Lesson 30: Writing an E-mail in English

*Wang Mei has a new pen pal. Her name is Jessica. She is from Africa. This is Wang Mei's first e-mail to her.*

Dear Jessica,

Let me introduce myself. My name is Wang Mei. I'm twelve years old. I live with my mother and father. I have no brothers or sisters, but I have many friends. I am 1.6 metres tall. I like to play chess. Last year, I won first place in my school. My favourite food is noodles. I can make noodles myself!

Do you study any other languages in school? I am learning English now. I want to have some more English-speaking friends. Learning English opens the world up to me.

In this e-mail, I am trying to use some new words. I will teach you some words in my language. Can you say, "Ni hao"? That means, "Hello". Try it!

Here is a picture of me. What do you look like? Can you send me a photo of yourself? I'm looking forward to your reply.

Your new Chinese friend,

Wang Mei



## Let's Do It!

### 1 Listen and write true (T) or false (F).

1. Jessica is from Canada. ( )
2. This is Wang Mei's second e-mail to Jessica. ( )
3. Wang Mei has no brothers or sisters. ( )
4. Wang Mei wants to have some more English-speaking friends. ( )
5. Wang Mei sends a photo to Jessica in her e-mail. ( )

### 2 Read the lesson and answer the questions.

1. How tall is Wang Mei?
2. What game does Wang Mei like to play?
3. What is Wang Mei trying to do in her e-mail?
4. What Chinese words does Wang Mei teach Jessica?
5. What is Wang Mei looking forward to?

### 3 Fill in the blanks with the correct forms of the phrases in the box.

try to    play chess    win first place    look forward to

1. I like to \_\_\_\_\_ with my friends. It's a fun game.
2. Please write soon. I'm \_\_\_\_\_ your reply.
3. I \_\_\_\_\_ call him, but his phone was off.
4. A: I \_\_\_\_\_ in the English competition.  
B: Good for you!

### 4 Imagine you are Jessica. Write an e-mail back to Wang Mei.

Dear Wang Mei,

---

---

---

---

---

Yours,  
Jessica

# Unit Review

## Building Your Vocabulary

### I. Search for words from this unit and write them down.

r	a	k	y	t	n	k	c	l	u	d	q
o	h	r	g	c	o	n	n	e	c	t	x
m	d	c	i	l	e	o	g	v	w	i	d
h	t	h	z	b	t	w	i	c	e	m	j
e	b	o	p	m	f	l	a	g	y	p	z
x	w	i	c	s	d	e	k	r	f	r	l
j	p	c	a	n	a	d	i	a	n	o	i
o	r	e	r	u	p	g	r	d	n	v	p
m	i	s	t	a	k	e	m	e	g	e	r
p	z	e	o	j	h	r	y	l	f	t	o
s	e	i	o	v	x	q	b	z	c	w	u
k	a	u	n	d	e	r	s	t	a	n	d

connect \_\_\_\_\_  
 \_\_\_\_\_  
 \_\_\_\_\_  
 \_\_\_\_\_



### II. Fill in the blanks with the correct forms of the phrases in the box.

at the same time    can't wait to    laugh at    look up    be afraid to

1. He is very hungry. He \_\_\_\_\_ eat dinner.
2. They are \_\_\_\_\_ a phone number in the phone book.
3. I can't read a book and watch TV \_\_\_\_\_.
4. I am not a good swimmer. I \_\_\_\_\_ go swimming.
5. I told her something funny. And she \_\_\_\_\_ it.

## Grammar in Use

### I. Fill in the blanks with "myself" or "yourself".

1. A: Who taught you to swim?  
B: I taught \_\_\_\_\_.
2. Did you make this cake by \_\_\_\_\_?
3. I enjoyed \_\_\_\_\_ at the party.
4. Can you send me a photo of \_\_\_\_\_?

### II. Rearrange the words to make a sentence.

1. you, can't, I, to, wait, see \_\_\_\_\_.
2. with, you, stay, me, can \_\_\_\_\_.
3. can, with, I, the, sing, music, along \_\_\_\_\_.



## Listening and Speaking

### I. Listen to the passage and tick the correct answers.

- How many hours are the English classes in the morning?  
☐ Three hours.      ☐ Three and a half hours.      ☐ Four hours.
- Do the students have classes in the evenings?  
☐ Yes, they do.      ☐ No, they don't.  
☐ Yes. They have evening classes on Mondays and Tuesdays.
- When does the school have English corner?  
☐ Every Monday and Wednesday after school.  
☐ Every Tuesday and Thursday before school.  
☐ Every Tuesday and Thursday after school.

### II. Listen and repeat.

	● ●	● ●
run	busy	enough
fact	practice	without
such	music	describe
proud	dinner	improve

### III. Complete the dialogue with the sentences in the box.

Mike: Hello! \_\_\_\_\_  
 John: Yes. This is John speaking.  
 Mike: There is an English party this evening. \_\_\_\_\_  
 John: Sure! I'd like to go with you. \_\_\_\_\_  
 Mike: At 7:30.  
 John: Where will we meet?  
 Mike: How about 7:15 at the school gate?  
 John: OK. \_\_\_\_\_ See you later.  
 Mike: See you.

- A. What time will it begin?  
 B. May I speak to John?  
 C. I'm looking forward to it.  
 D. Would you like to go with me?

## Putting It All Together

### I. Work in groups. What is difficult about learning English? What is easy? Discuss and fill in the table.

Name	What is difficult?	What is easy?
Li Pei	Saying new, long words	Reading storybooks

### II. Writing. Do you have any helpful tips for learning English? Write a short passage.

## Self-Evaluation

Find more examples from this unit. Then mark your stars.

### I. Making Phone Calls

Hello, may I speak to Jenny?

This is Jenny speaking.

I can make phone calls in English.



### II. Talking about Possibilities

With a good knowledge of a new language, you can enjoy a better life.

I can talk about possibilities in English.



### III. Reflexive Pronouns:

myself, yourself

myself

I practice by myself a lot.

yourself

You did all the hard work yourself.

I can use "myself", "yourself" properly.



### IV. Modal Verb: can

I can meet you in Canada.

I can use "can" properly.



## Say the Word

Say the word: **DICTIONARY**

Slowly at first: DIC-TION-A-RY

Try one more time: **DICTIONARY**

Now you have it!

Say the word: **UNDERSTAND**

Slowly at first: UN-DER-STAND

Try one more time: **UNDERSTAND**

Now you have it!

Say the word: **EXCELLENT**

Slowly at first: EX-CEL-LENT

Try one more time: **EXCELLENT**

Now you have it!

# UNIT 6

Lessons 31 ~ 36

## Seasons



## We Will Learn

### Functions

- ▶ Talking about Seasons and Activities

### Grammar

- ▶ Exclamatory Sentences

### Structures

- ▶ What a snowy day!
- ▶ \_\_\_\_ is my favourite season.
- ▶ I'm going to have a great time!
- ▶ It's somebody's turn to \_\_\_\_.

# Lesson 31: What Strange Weather!

**Mr. Jones:** Hello, class! Did you notice the wild weather today?

**Jenny:** Yes, I did! I woke up this morning and I was surprised! What a snowy day!

**Danny:** Yeah! Then the sun came out and it became warm. All the snow went away.



**Kim:** And right now the sky is dark. It's going to rain.



**Mr. Jones:** Yes, you're right. What strange weather! We are experiencing almost four different seasons in one day! Now, class, I want you to write a report about your favourite season. Why is it your favourite season? What do you like about that season?

**Steven:** Well, I love spring! It is spring right now. And spring usually means green trees, beautiful flowers and playing in the rain.

**Jenny:** I like summer. The weather turns hot and I can go swimming.

**Kim:** Autumn is my favourite season. It's so colourful and the weather is nice and cool.



**Danny:** Well, I like winter. The weather is cold and there is a lot of snow. You can go skiing and skating. You can also have snowball fights. But you have to wear warm clothes.

**Mr. Jones:** Good work, everyone! You are all going to write some wonderful reports.

## Let's Do It!

- 1 What are the students' favourite seasons? Listen and fill in the table.

Name	Favourite Season
Steven	
Jenny	
Kim	
Danny	

- 2 What was the weather like that day? Read the lesson and put the weather descriptions in the correct order.

1. Right now the sky is dark.
2. All the snow went away.
3. The sun came out and it became warm.
4. What a snowy day!
5. It's going to rain.

The correct order is: \_\_\_\_\_

- 3 Match the pictures with the exclamatory sentences.

What a snowy day!

What beautiful flowers they are!

What a hot, sunny day!

What cool weather it is!



- 4 Fill in the blanks with the words or phrase in the box.

notice   dark   strange   wild   wake up

1. The man always sleeps in the day and works at night. That is very \_\_\_\_\_.
2. It's getting \_\_\_\_\_. I must go home.
3. What time do you usually \_\_\_\_\_ every morning?
4. Our teacher changed her hair style. Do you \_\_\_\_\_ that?
5. Sometimes the sea is quiet and sometimes it's very \_\_\_\_\_.



# Lesson 32: I Can't Wait for Winter!

**Jenny:** Hey, Danny! What are you doing?


**Danny:** I'm doing some research for my report about my favourite season. I'm going to talk about winter. Winter is my favourite season. Look at this website:



Come and enjoy a true Canadian winter out in the mountains. Start your day on the ski hills or go ice skating. But don't forget your scarves, hats and gloves. Why? Winters here are really cold!

Have lunch in our world-class restaurant and then go back outside for a snowball fight. You can even get the family together and make a snowman. In the evening, you can join us inside for dinner. Winter is the best season! Enjoy a clear, cold night beside a warm fire.

Hope to see you there!



Wow! That looks really good, Danny. Look at that picture! What a cold, snowy day!

It's amazing! I can't wait for winter. I'm going to have a great time!



## Learning Tip

When it is very cold outside, we get ice and snow. Ice is very hard and you can skate on it. Snow is soft and white. You can go skiing or play in the snow.





## Let's Do It!

- 1 What winter activities does the website mention? Read the lesson and make a list. Then write a sentence about each activity on the list.**

1. \_\_\_\_\_ skiing \_\_\_\_\_ → In winter, I can go skiing on the snow. \_\_\_\_\_
2. \_\_\_\_\_ → \_\_\_\_\_
3. \_\_\_\_\_ → \_\_\_\_\_
4. \_\_\_\_\_ → \_\_\_\_\_

- 2 Listen to the passage and put the sentences in the correct order.**

1. Later, we go skating on the ice.
2. My friends and I roll in the snow and have a snowball fight.
3. I put on my scarf, hat, gloves and jacket.
4. I'm going to play outside with my friends.
5. Now I am ready to go out and play.
6. Then we make a big snowman.

The correct order is: \_\_\_\_\_

- 3 Li Ming travels to Harbin this winter. Look at the picture in Harbin and fill in the blanks.**

snowy scarves hill clear snowman

Hi, I'm Li Ming. I'm in Harbin.  
 The weather here is \_\_\_\_\_  
 and cold. The air is \_\_\_\_\_.  
 People are wearing gloves and  
 \_\_\_\_\_. They are skiing on  
 the \_\_\_\_\_. I like skiing. I like  
 snow. Do you see the \_\_\_\_\_  
 behind me? He is my new friend!



- 4 Work in groups. Imagine you are a weather news team. You are doing a report about winter weather in your hometown. Present your report to the class.**

**Task tips:** What is the temperature? What clothes do you wear during this season? Why? What do people do during the winter in your hometown?

# Lesson 33: Kim's Favourite Season



Kim is excited. She is going to talk about her favourite season. She stands in front of the class with a very big black bag.

“Good morning, everyone! Today, I am going to talk about my favourite season. In this season, the weather is usually bright and sunny. The temperature outside is cool and the sky is blue. I often wear sweaters and scarves. I love wearing scarves!

On weekends, my family goes to the farm and picks apples. It is a great season for apple picking. Often, we pick five full bags! I usually help my mum make apple pie. It's delicious!

During this season, I can enjoy the different colours of the leaves. They are red, orange, yellow, green and brown. I like to play in the leaves with my friends. How fun it is!”

The class claps for Kim. But what's in the bag? Everyone wants to know. Apples! Kim gives a delicious red apple to each classmate. Everyone happily takes an apple.



## Culture Tip

What is pie? It's a kind of cake. The outside is crispy and the inside is usually filled with different fruit like apples, cherries, blueberries, strawberries, etc.



## Let's Do It!

### 1 Listen and answer the questions.

1. What is Kim's favourite season?
2. What does Kim like to wear during this season?
3. What does Kim often do on weekends during this season?
4. What's in Kim's big black bag?



### 2 What does Kim like about her favourite season? Read the lesson and tick the sentences that DO NOT belong.

- ☐ The weather is warm and windy.
- ☐ The temperature is cool.
- ☐ It's fun to go for walks in the park.
- ☐ Kim can wear scarves.
- ☐ Kim can wear her favourite jacket.
- ☐ Kim enjoys looking at the different colours of the leaves.
- ☐ Kim likes to play in the leaves with her friends.

### 3 Match the words with the correct meanings.

pie

a measure of how cold or how hot a place or thing is

bright

a kind of cake filled with fruit

different

filled with light

temperature

not the same

### 4 Work in groups. Talk about some fun activities you can do during autumn. Then draw a picture and write about your favourite autumn activity.

My Picture

---

---

---

---

---

# Lesson 34: Steven's Report

*Now it's Steven's turn to speak.*

"Today, I am going to tell you about my favourite day during my favourite season. On that day, the weather was warm and the sun was bright. After breakfast, I went on a trip to the countryside with my friends. All the grass and trees were green. We played catch and made maple syrup. Later, we had a picnic near the lake. We had sandwiches and milk.



After lunch, we fed the geese. 'Honk! Honk!' The geese love bread! Then the sky became dark. There were many clouds. It began to rain! We ran to the car, but it was too late. We were all wet! We all laughed. What a great day!"

"Great work, Steven! Let's give him a big hand, class," says Mr. Jones.

*(The class claps loudly.)*

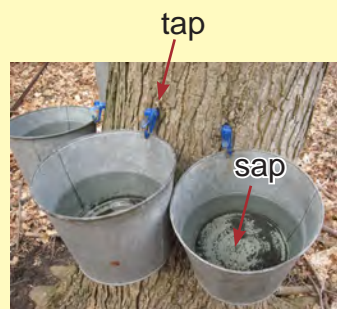
"Today is another good day," Steven thinks.



Maple syrup is sweet.

## Culture Tip

Maple syrup comes from the sap of the maple tree. It is a very interesting process. First, you put a tap in the tree so the sap can come out easily. The fresh sap from the tree is not sweet and it has almost no taste. Next, you boil the sap. This makes the sap thick and sweet. Now you have maple syrup!



## Let's Do It!

### 1 Listen and circle the correct words.

1. On the morning of Steven's favourite day, the weather was (warm/cold) and the sun was (bright/dark).
2. After breakfast, Steven went on a trip to the countryside with his (family/friends).
3. They had a picnic (near the lake/in a boat).
4. They had (bread/sandwiches) and milk at the picnic.

### 2 Read the lesson and fill in the table.

Steven's Favourite Day		
Time	Weather	Activities
After breakfast		
After lunch		

### 3 Fill in the blanks with the correct forms of the words in the box.

1. He heard a funny story, so he \_\_\_\_\_.
2. There was no light in the room. It was very \_\_\_\_\_.
3. I jumped in the pool and I got all \_\_\_\_\_.
4. The sky is blue and the \_\_\_\_\_ are white.
5. I will throw the ball and you \_\_\_\_\_ it.

cloud  
wet  
laugh  
catch  
dark

### 4 Work in pairs. Talk about your favourite day or a special day. What season was it in? How was the weather? What happened on that day? Write a story about it and share it with the class.

---

---

---

---

---

---



# Lesson 35: Surfing in Sydney

## Aaron's Blog



G'day mates! My name is Aaron and I'm 16 years old. I live in Sydney, Australia. It is always sunny here, and we have lots of beaches. Our summers are always very hot. Often, the temperature reaches 40 degrees!

Seasons in Australia are different from seasons in many other countries. Summers here go from December to February. Our winter is from June to August. Summer is my favourite season. I don't have to wear shoes! We wear shorts and go to the sea every day. How nice it is!



On a windy day, I can ride the waves on my surfboard. Surfing is very popular here. It is difficult, but very good exercise. My mum and dad often come and watch me surf. My dad likes to bring his camera and take pictures of me. But there are always so many people on the beach. He can never get a good picture of me.

I hope to be a great surfer one day. I will work hard and practice every day.



### Culture Tip

"G'day mate" is a common Australian greeting. "G'day" is short for "Good day" and "mate" is another way of saying "friend." You try it!



## Let's Do It!

### 1 Listen and circle the correct words.

1. Aaron is (16/18) years old.
2. Aaron lives in (Canada/Australia).
3. Aaron's favourite season is (winter/summer).
4. Surfing (is/isn't) very popular in Sydney.
5. Aaron's father (can/can't) get a good picture of him.

### 2 Match the words with the correct meanings.

reach	a big body of water
popular	a word to describe temperature
degrees	get to; arrive at
sea	be liked by many people

### 3 Read the lesson and fill in the blanks with the phrases in the box.

lots of beaches    good exercise    are different from  
a great surfer    December to February

1. I live in Sydney, Australia. We have \_\_\_\_\_.
2. Seasons in Australia \_\_\_\_\_ seasons in many other countries.
3. Summers here go from \_\_\_\_\_.
4. Surfing is very popular here. It is difficult, but very \_\_\_\_\_.
5. I hope to be \_\_\_\_\_ one day.

### 4 Tick the correct meaning for each sentence.

1. Summer is my favourite season.  
☐ I like summer best.                      ☐ Summer is the best season.
2. Surfing is very popular here.  
☐ Many people here like to go surfing.    ☐ Surfing is a famous sport.
3. The weather in Beijing is different from the weather in Chengdu.  
☐ The weather in Beijing and Chengdu is not the same.  
☐ The weather in Beijing and Chengdu is almost the same.

### 5 Work in groups. In your opinion, what is the most popular sport in China? Can you play it in any season? Discuss and present your answers to the class.

# Lesson 36: Spring in China

To: jenny@compmail.ca

From: liming@net.cn

Date: 05/04 7:30 p.m.

Subject: Spring in China

Hey Jenny!


How are you? It's spring in China now. I love spring. It's a lovely season! The temperature is not too hot or too cold. The rain and sun make all the trees and grass green again. Beautiful flowers are everywhere and everything looks new and fresh. What is spring like in Canada? Is it warm? Is it rainy?

I'm going to the countryside with my parents tomorrow. We are going to pick strawberries and have a picnic. We'll stay outside and enjoy the nice weather. How exciting!

Let me show you spring in China. Here is a picture of me in the park near my house.

Talk to you soon,

Li Ming



## Let's Do It!

- 1 What are Li Ming and his parents going to do? Listen and tick the correct pictures.



- 2 Read the lesson and answer the questions.

1. What is spring like in Li Ming's city?
2. Where is Li Ming going with his parents?
3. What are they going to do there?
4. Where is Li Ming's house?

- 3 Read the lesson and fill in the blanks with the words in the box.

hot like everywhere new cold fresh

1. A: What is spring \_\_\_\_\_ in China?  
B: It's warm and windy.
2. The temperature is not too \_\_\_\_\_ or too \_\_\_\_\_.
3. It's spring now. We can see beautiful flowers \_\_\_\_\_. Everything looks \_\_\_\_\_ and \_\_\_\_\_.

- 4 Work in groups. Talk about each season and fill in the table.

Season	Weather	Nature	Fun Activities
Spring			
Summer			
Autumn			
Winter			

# Unit Review

## Building Your Vocabulary

### I. Search for words from this unit and write them down.

s	t	r	a	n	g	e	w	r	t
g	r	e	s	e	a	r	c	h	w
e	v	e	r	y	w	h	e	r	e
o	d	a	w	i	l	d	c	r	t
s	t	r	a	w	b	e	r	r	y
e	r	t	k	j	o	g	j	h	j
a	r	e	e	d	a	r	k	v	e
f	e	g	o	o	s	e	w	k	l
v	n	o	t	i	c	e	n	m	o

notice \_\_\_\_\_

\_\_\_\_\_

\_\_\_\_\_

\_\_\_\_\_

### II. Read the descriptions and guess the words.

1. It's a season. It's cold. It's sometimes snowy.
2. It's a kind of sport. You must do it on thick ice.
3. It's beautiful. It blooms in spring and summer. It smells nice.
4. It is made of snow. It looks like a person.
5. It's a place away from the city. It is quiet and you can see many farms there.

\_\_\_\_\_

\_\_\_\_\_

\_\_\_\_\_

\_\_\_\_\_

\_\_\_\_\_

## Grammar in Use

### Rewrite the sentences in the exclamatory form using "what" or "how".

1. He is a clever boy. → What a clever boy (he is)!
- How clever he is!

2. It is a clear night.

→ \_\_\_\_\_

3. The sun is bright.

→ \_\_\_\_\_

4. They are beautiful flowers.

→ \_\_\_\_\_

5. It is very warm today.

→ \_\_\_\_\_

6. The fruit is fresh.

→ \_\_\_\_\_

## Listening and Speaking

### I. Listen to the passage and fill in the blanks.

It was a \_\_\_\_\_ and sunny day yesterday. I went to the countryside with my family. We visited a big farm. We \_\_\_\_\_ strawberries there. We got three bags \_\_\_\_\_ of strawberries. Then we climbed a big \_\_\_\_\_. We looked around at all the beautiful trees and \_\_\_\_\_. Later, we had a picnic near a small lake. The water was nice and \_\_\_\_\_. I noticed many small fish. I put my feet in the water, but then I fell down. I got all \_\_\_\_\_! It was funny. I \_\_\_\_\_ at myself. What a fun day!

### II. Listen and repeat.

	● ● ●	● ● ●
wild chess club stay	different favourite beautiful usually	experience amazing delicious another

### III. Work in groups. Write all the words for seasons, weather and activities you learned on separate pieces of paper. Fold and put them all into a small box. Then take turns picking a word from the box and play Describe and Guess.

#### Example:

A: It's an activity. You can do it in the snow.

B: Is it skiing?

A: No. You make snow into balls and throw them.

C: I know! It's a snowball fight.

A: Yes, it is.

## Putting It All Together

### I. Search for more information.

Are the seasons the same all over China? How are they different in the north and south of China? Search the Internet or ask your teachers and parents for help to find some information.

### II. Write an e-mail to your pen pal and tell him/her about your favourite season.

**Task tips:** What is the weather like? What is the temperature? What clothes do you wear? What activities do you do? What is special about this season?

## Self-Evaluation

Find more examples from this unit. Then mark your stars.

### I. Talking about Seasons and Activities

I like summer. The weather turns hot  
and I can go swimming.

---



---

I can describe different activities for  
different weather.



### II. Exclamatory Sentences

What a snowy day!

How nice it is!

---



---

I can use exclamatory sentences  
properly.



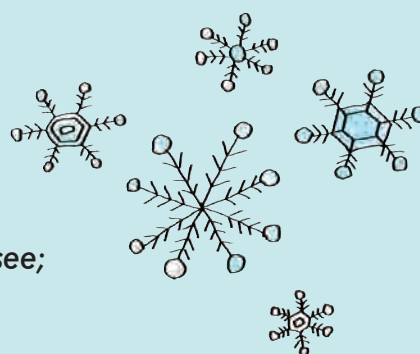
## Winter, Spring, Summer, Fall

Winter, Spring, Summer, Fall;  
There are seasons, four in all.



Weather changes, sun and rain and snow,  
Leaves fall down and flowers grow.

Winter, Spring, Summer, Fall;  
There are seasons, four in all.



Look outside and you will see;  
Just what season it will be!

