

# Learning ENGLISH

义务教育教科书·英语

(一年级起点)

## 活动手册

Activity Book

It's fun! It's easy!

### 冀教学习

#### 《活动手册》听力使用指南

第一步：使用微信扫描下方二维码，并下载冀教学习APP



第二步：注册冀教学习APP账号



第三步：登录冀教学习APP，点击活动手册听力模块即可免费使用听力内容



ISBN 978-7-5545-0587-8



定价：9.00 元

河北教育出版社

二年级  
下册

# Learning ENGLISH

义务教育教科书·英语

(一年级起点)

## 活动手册

### Activity Book

【中国】河北教育出版社 合作编写  
【加拿大】DC 加拿大国际交流中心



二年级  
下册

河北教育出版社

# Contents

## **Unit 1**

Lessons 1~6  
Back to School

## **Unit 2**


Lessons 7~12  
Letters Are Fun!

## **Unit 3**

Lessons 13~18  
Food and Drink

## **Unit 4**

Lessons 19~24  
Let's Go and Play!



# UNIT 1


Lessons 1~6

## Back to School




# Lesson 1 Back to School

## 1 Read and talk.




- a. back to school.
- b. Nice to see you again.
- c. Welcome to school!
- d. Nice to see you, too.



## 2 Listen and number.



My teacher is  
in the office.



This is my classroom.


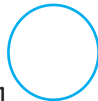





This is my school.  
It's a big school.



# Lesson 2 What Do You See?

1 Listen, number and say.



What do you see  
in the picture?






I see...






## 2 Look and guess.

What do you see?



# Lesson 3 What Do You Do?

## 1 Listen and circle.



- |         |      |       |
|---------|------|-------|
| a. read | sit  | sing  |
| b. cut  | eat  | drink |
| c. read | talk | walk  |


## 2 Look and circle.

Circle the action words for the pictures.



write

cut



cut

draw

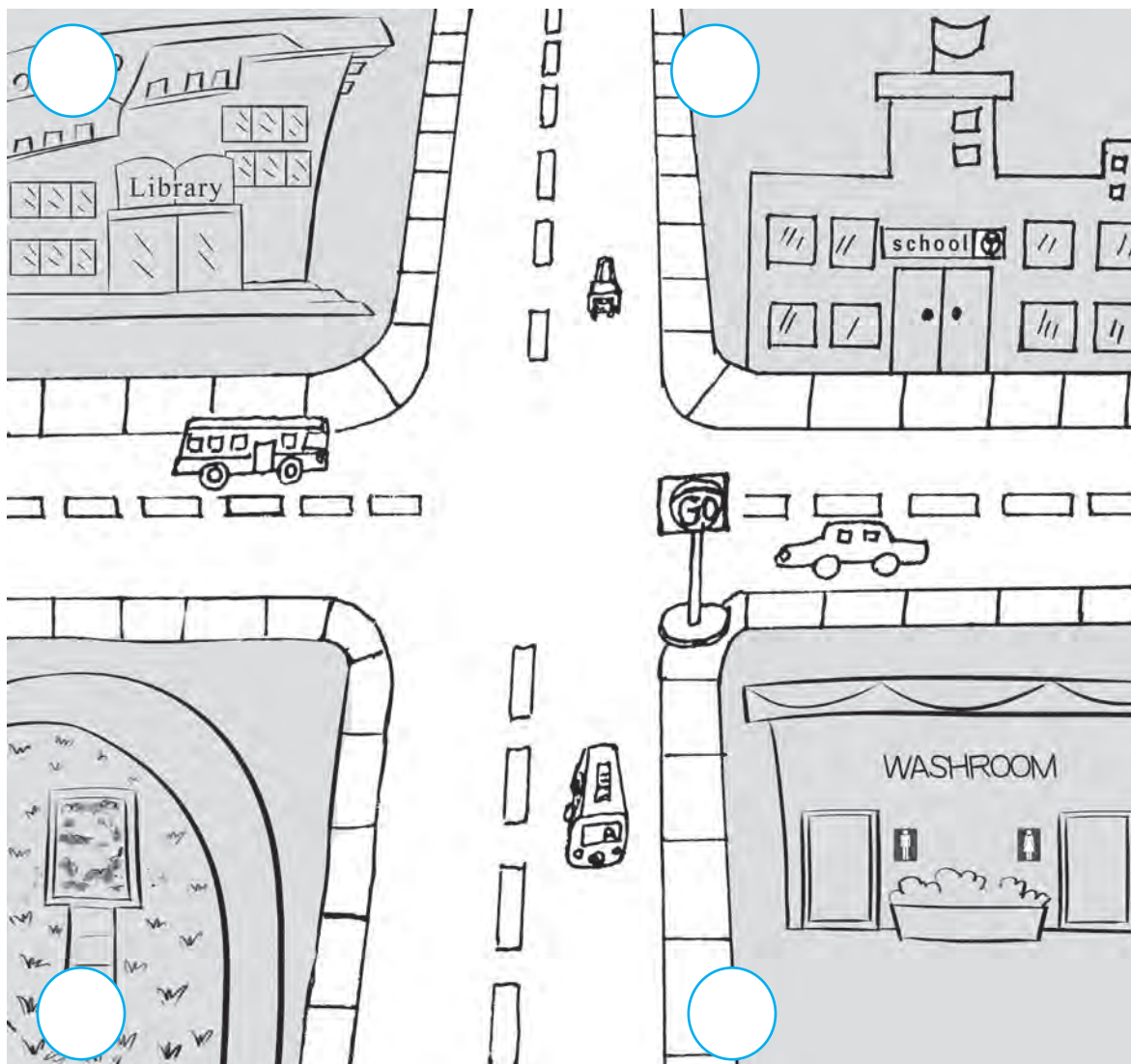


draw


read

# Lesson 4 Washroom and Library

## 1 Listen and number.




**2 Find the washrooms.**




# Lesson 5 Gym and Playground

## 1 Look and match.




## 2 Ask and answer.

a. Where is the teacher?




b. Where is the boy?



c. Where is Jenny?




d. Where is Danny?










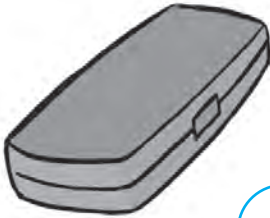
# Lesson 6 Open and Close

1 Listen and number.



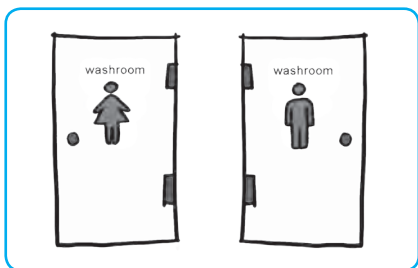
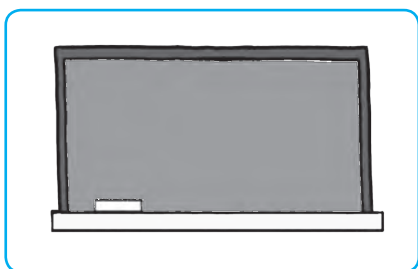

## 2 Tick or cross.

What can you open or close? Talk with your friends.



# Unit 1 Review

## 1 Read and match.






blackboard

washrooms


classroom

school

## 2 Listen and connect.



**3 Look, match and say.**



- a. We play ping-pong.
- b. I see desks, chairs and students.
- c. She is in the office.
- d. I read a book.



# UNIT 2

Lessons 7~12

**Letters Are Fun!**



# Lesson 7 Letters A~D

1 Listen and colour.

A D B C

c a d b

B d A

C





## 2 Look and write.





Write the first letter for each word.



**A**



**a**



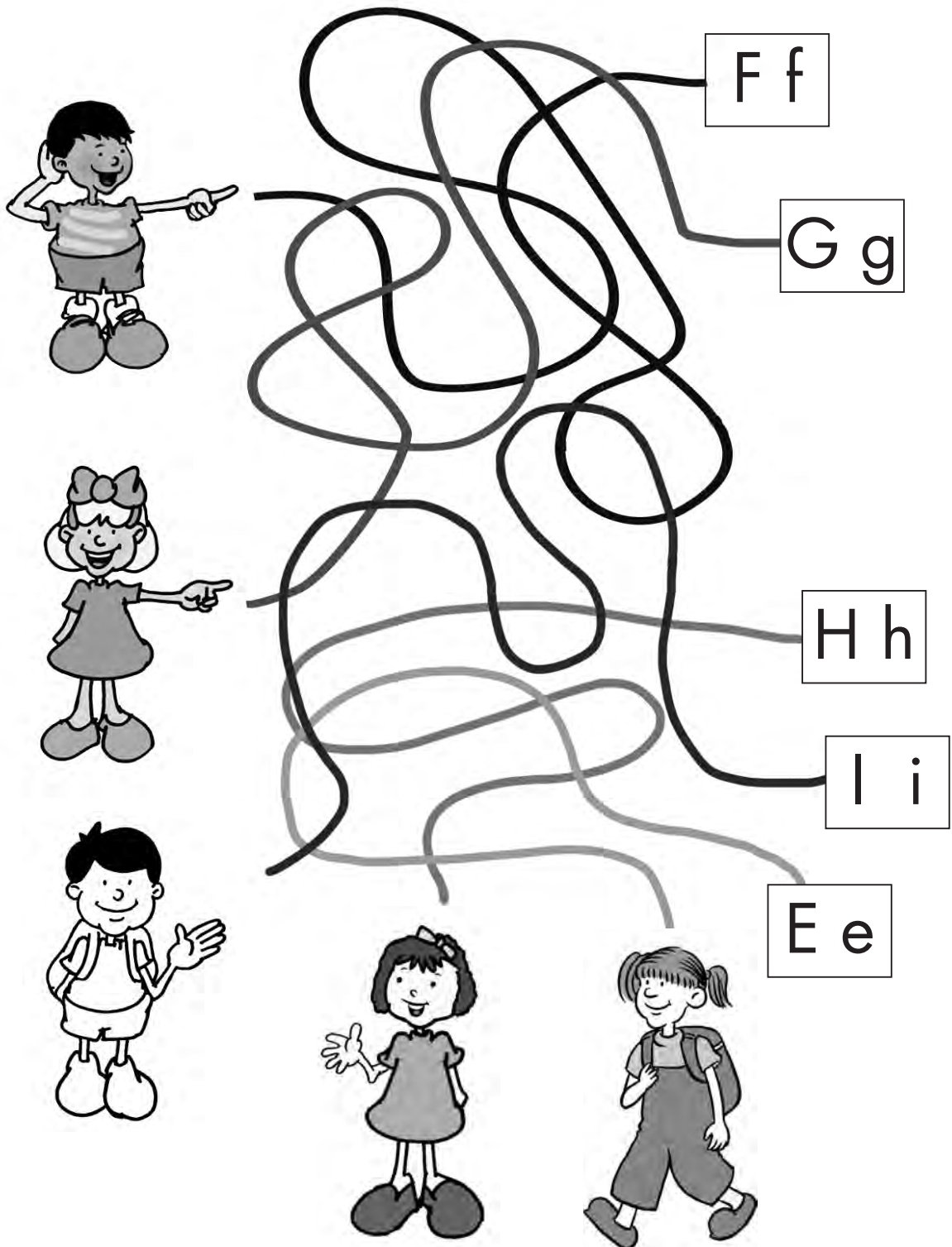
## Lesson 8 Letters E~I

**1 Listen and write.**

[illegible]

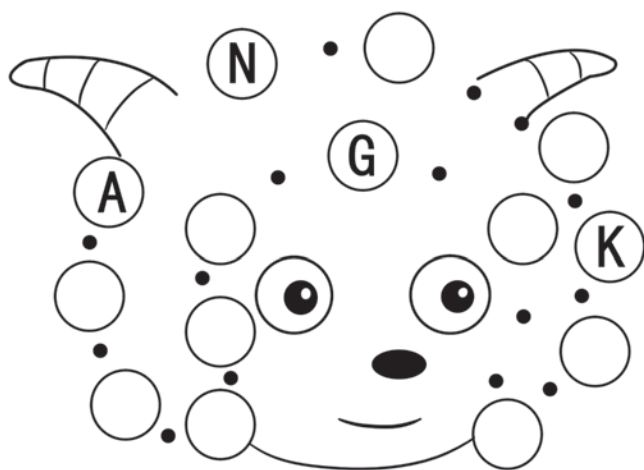
## 2 Look and say.

What do they say?



# Lesson 9 Letters J~N

## 1 Read and connect.




Fill in the missing letters  
and connect the letters  
from A to N.

What do you see?

Talk to your friends.

## 2 Listen and write the letters.



### 3 Look and talk.

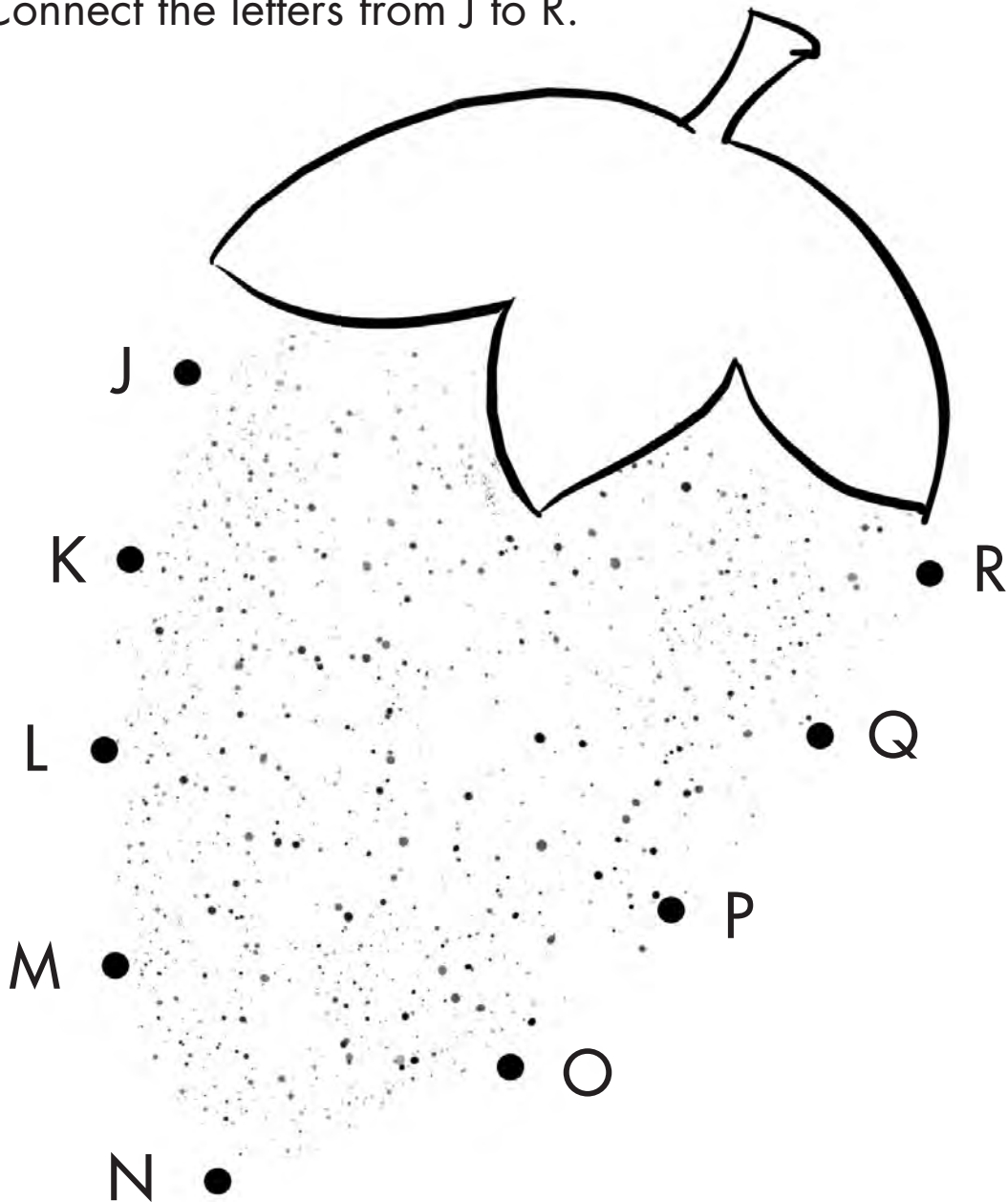
What letters do you see in the picture?  
Tell your friends.



# Lesson 10 Letters O~R

## 1 Read and connect.

Connect the letters from J to R.



**2 Look and write.**



**3 Put the words in alphabetical order.**

**open**

**close**

**read**

**play**

**book**

**book**


b, c, o...





# Lesson 11 Letters S~V

1 Listen and colour.



2 Add the missing letters.



\_tudent



\_eacher



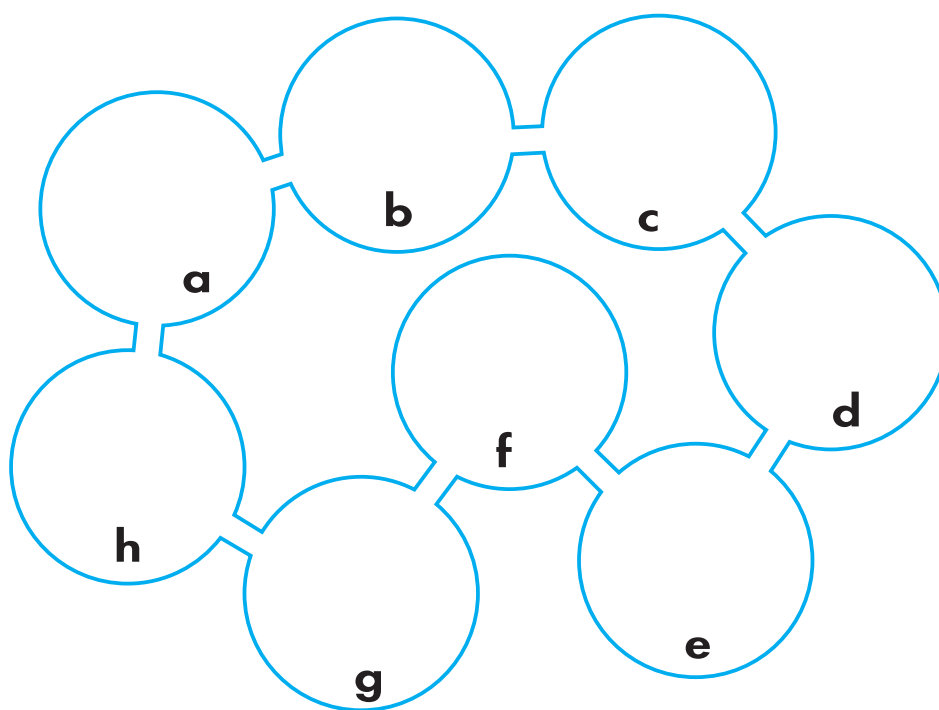
\_nder




\_egetables

# Lesson 12 Letters W~Z

1 Listen and write.

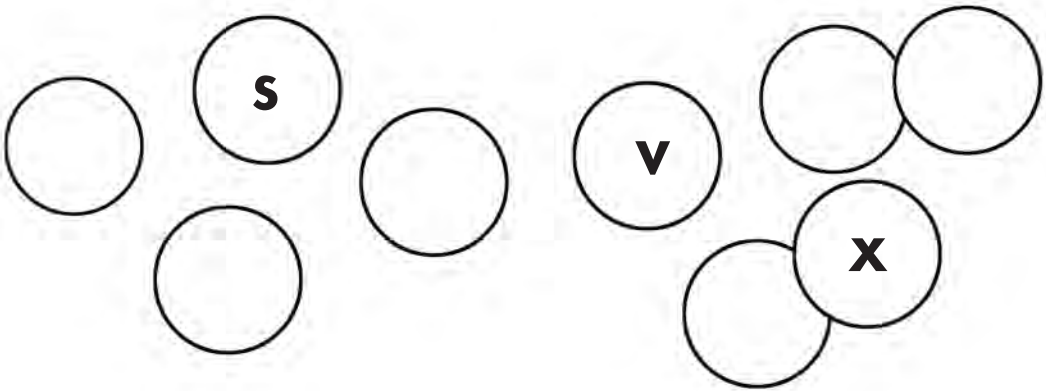
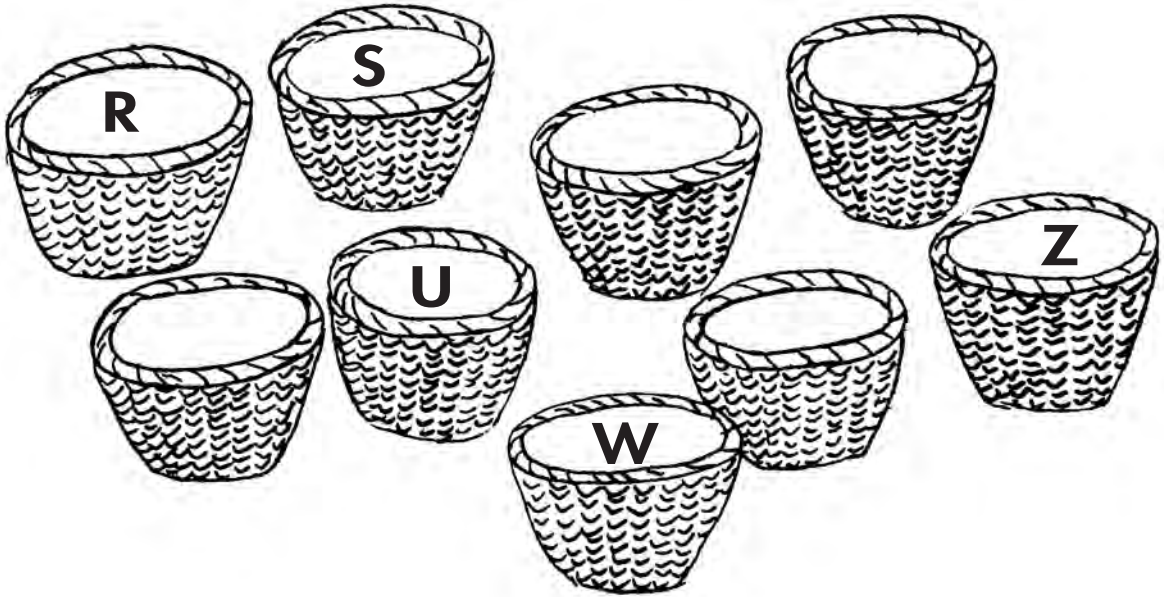


2 Can you say the w-words?




### 3 Which letters are missing?

Add the missing letters from R to Z.

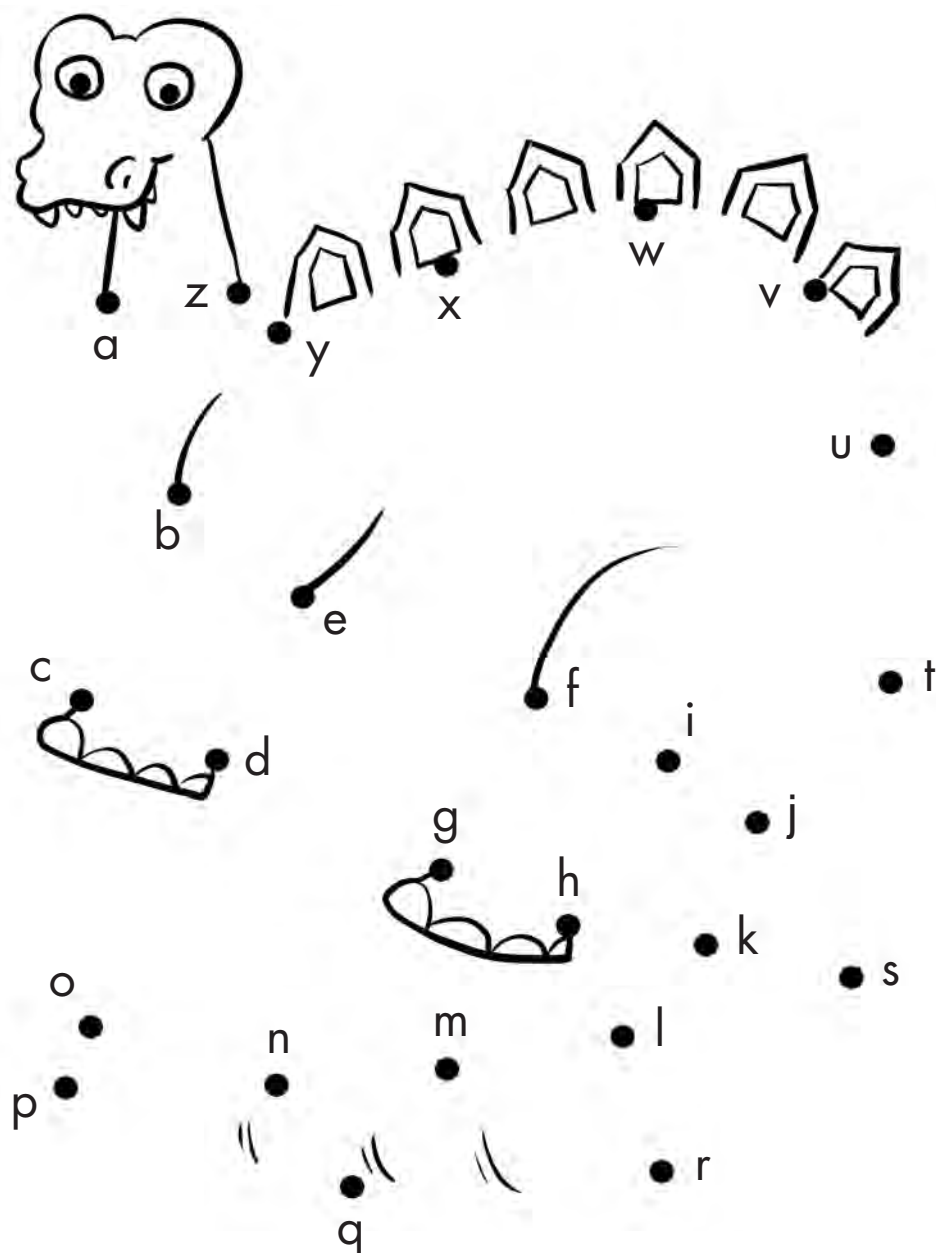


# Unit 2 Review

1 Listen and colour.



## 2 Read and connect.



### 3 Search and say.

Find the words.

<b>a</b>	<b>r</b>	<b>m</b>	<b>g</b>	<b>y</b>
<b>b</b>	<b>p</b>	<b>e</b>	<b>i</b>	<b>e</b>
<b>o</b>	<b>e</b>	<b>p</b>	<b>r</b>	<b>s</b>
<b>u</b>	<b>n</b>	<b>j</b>	<b>l</b>	<b>d</b>
<b>t</b>	<b>a</b>	<b>l</b>	<b>k</b>	<b>e</b>

about   pen   talk   yes  
apple   arm   girl

# 听力材料

## Lesson 1

2. Listen and number.

- a. My teacher is in the office.
- b. This is my school. It's a big school.
- c. This is my classroom.

- a. That's our school.
- b. This is our library.
- c. Where is the washroom?  
There!
- d. This is a park.

## Lesson 2

1. Listen, number and say.

- a. blackboard
- b. crayons
- c. scissors
- d. paper

1. Listen and number.

- a. window
- b. door
- c. pencil box
- d. book

## Lesson 3

1. Listen and circle.

- a. I read a book.
- b. I cut with my scissors.
- c. I talk to my teacher.

2. Listen and connect.

Woman: What do you see  
Li Ming, Jenny and Danny?

Li Ming: I see a clock, a  
ball and paper.

Jenny: I see a chair, a  
window and scissors.

Danny: I see a bike and a  
desk.

## Lesson 4

1. Listen and number.

## Lesson 6

## Unit 1 Review



## Lesson 7

1. Listen and colour.
  - a. Colour the A letters purple.
  - b. Colour the B letters blue.
  - c. Colour the C letters orange.
  - d. Colour the D letters green.

## Lesson 8

1. Listen and write.  
H E G I F

## Lesson 9

2. Listen and write the letters.  
Write the big letters:  
J, K, L, M, N, F, H, G  
Write the small letters:  
d, e, f, h, i, j, k, l, m, n

## Lesson 11

1. Listen and colour.  
Colour the Q letters blue.  
Colour the R letters yellow.  
Colour the I letters purple.  
Colour the S letters red.

Colour the U letters brown.  
Colour the T letters black.

## Lesson 12

1. Listen and write.
  - a. R    b. Q    c. W    d. U
  - e. X    f. S    g. Y    h. Z

## Unit 2 Review

1. Listen and colour.  
Apples!  
Colour the m apples red.  
Colour the n apples green.  
Colour the k apples blue.  
Colour the j apples yellow.  
Colour the p apples purple.  
Colour the o apples black.  
Colour the l apples brown.  
Colour the q apples pink.

## Lesson 13

1. Listen and match.  
Teacher: Are you hungry?
  1. Jenny: Yes, I am. It smells good.
  2. Danny: Yes. I'm hungry.
  3. Fengfeng: No, I'm not.

## Lesson 14

1. Listen and circle.
  - a. rice
  - b. vegetables
  - c. apple
  - d. meat

## Lesson 15

1. Listen and match.
  - a. I'm hungry. Let's have some food.
  - b. I want to have some water.
  - c. I'm not thirsty. I'm not hungry. Let's have fun.

## Lesson 16

1. Listen and circle.
  - a. juice
  - b. banana
  - c. water

## Lesson 17

1. Listen and match.
  1. Grandpa: Would you like some tea?

2. Lingling: Would you like some milk?
3. Grandma: Would you like some juice?
4. Danny: Would you like some water?

## Lesson 18

2. Listen and match.
  1. Mother: I like rice and soup.
  2. Father: I like noodles!
  3. Sister: I like chicken and vegetables.
  4. Danny: I like juice and meat.

## Unit 3 Review

2. Listen and colour.
  - a. Colour the grapes green.
  - b. Colour the pears yellow.
  - c. Colour the vegetables purple, red and green.

## Lesson 19

1. Listen and match.
  - a. home

- b. zoo
- c. park
- d. school

## Lesson 22

1. Listen and circle.
  - a. Clock. I see a clock.
  - b. I see a big bus.
  - c. I see the traffic lights.

## Lesson 23

1. Listen and match.
  - What do you like to do?
  - Jenny: I like to sing and dance.
  - Li Ming: I like to go to the zoo.
  - Danny: I like to run in the park.

## Lesson 24

1. Listen and number.
  - a. Good morning, Little Monkey! Can you sing?
  - b. No, I can't. I can dance. Can you?
  - c. No. I can fly. Can you?
  - d. No. But I can swing. I can jump.

## Unit 4 Review

1. Listen and circle.
  - a. Let's take the bus.
  - b. Wait! It's a yellow light.
  - c. Play! We like to play on Sunday.