



# 19 Where?



1. Point and say. 指一指，说一说。 ○ ○ ○





Where is the school? Where is the park?  
Where is the library? There it is. / Here it is.

2. Listen and circle. 听一听，圈一圈。 ○ ○ ○


a.



b.

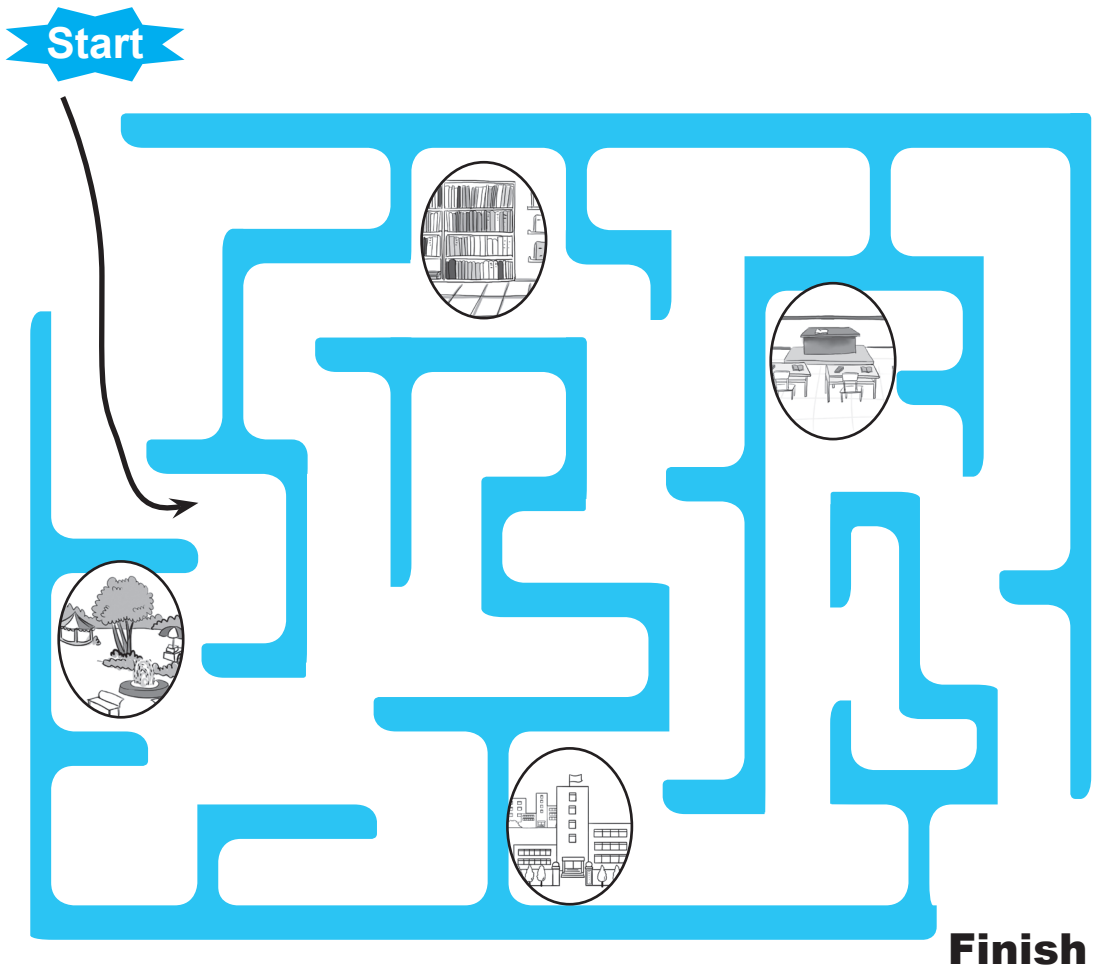


c.



3. Find the way to get out and number the pictures.

走迷宫，给经过的图片标序号。○○○○



 school

 park


 classroom

 library

# 20

# On the Street

1. Listen and number. 听音标号。 ○ ○ ○



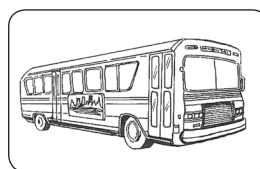
2. Match and say. 连一连，说一说。 ○ ○ ○

a. car


b. bus

c. shop


A.



B.




C.

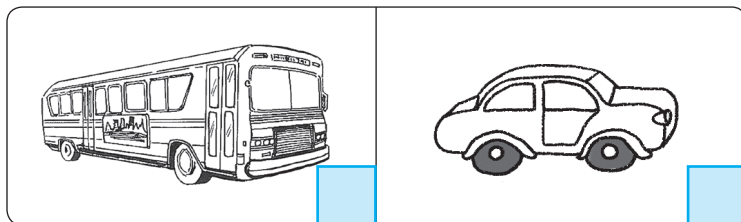


■ 3. Read and tick. 读一读，在正确的图片旁打√。○○○


a. I see some cars.



b. I see a bus.



c. I see some people.




同学们，今天我们学习了一个新词 street (街道)。大家都知道，我们上街时无论步行、骑车还是开车，都要靠右行。在很多其他国家都是这样的，比如：美国、法国、加拿大等等。但是，也有一些国家是靠左行的！比如：英国、日本、泰国、澳大利亚等。

# 21 At the Shop

1. Match and say. 连一连，说一说。 ○ ○ ○

a. three apples



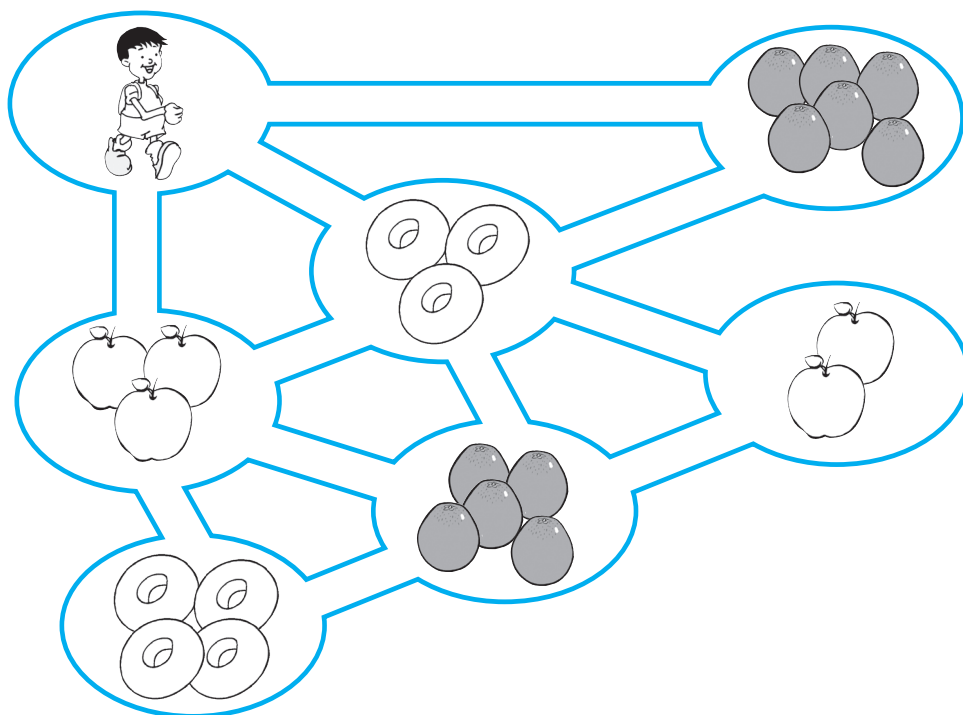
b. two donuts








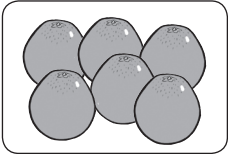




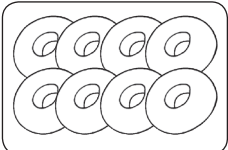




c. four oranges



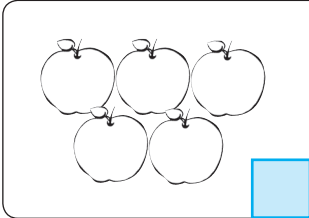
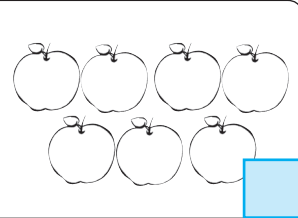
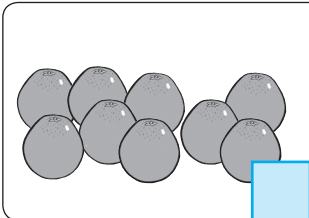
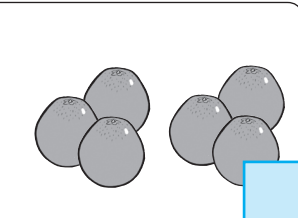
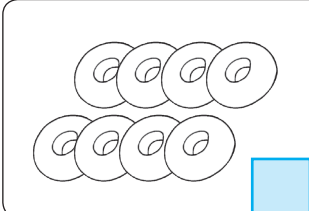
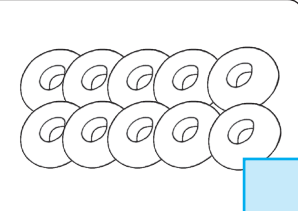
2. Listen and order. 听音，把图片按听到的顺序连线。 ○ ○ ○ ○



■ 3. Count and circle. 数一数，圈一圈。○○○

- a.     
- b.     
- c.     

■ 4. Read and tick. 读一读，在正确的图片旁打√。○○○

- a. I see seven apples.  
- b. I see nine oranges.  
- c. I see ten donuts.  

# 22


## In the Park

1. Listen and draw 😊 or ☹️. 听一听，图片和听到的内容一致就画 😊，否则就画 ☹️。 ○ ○ ○ ○

a.



b.



c.



d.



2. Match, say and act. 连一连，说一说，做一做。

○ ○ ○ ○

a.

fly kites

b.

read books

c.

run


d.

jump




3. Read and tick. 读一读，在正确的图片旁打√。

a. Let's play in the park.




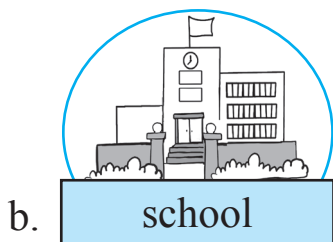


b. We ride bikes.



c. We fly kites.



4. Read and circle. 读一读，圈出每组中与其他两个不同类的一项。






# 23

## At the Zoo

1. Listen, number and match. 听音标号，然后连一连。




elephant

monkey

tiger

2. Read and colour. 读一读，涂一涂。 ○ ○ ○ ○

a.



a pink elephant

b.



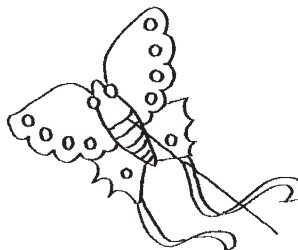
a brown monkey

c.



an orange tiger


d.




a red kite

3. Read and tick. 读一读，在正确的图片旁打√。○○○


a. I see an elephant.



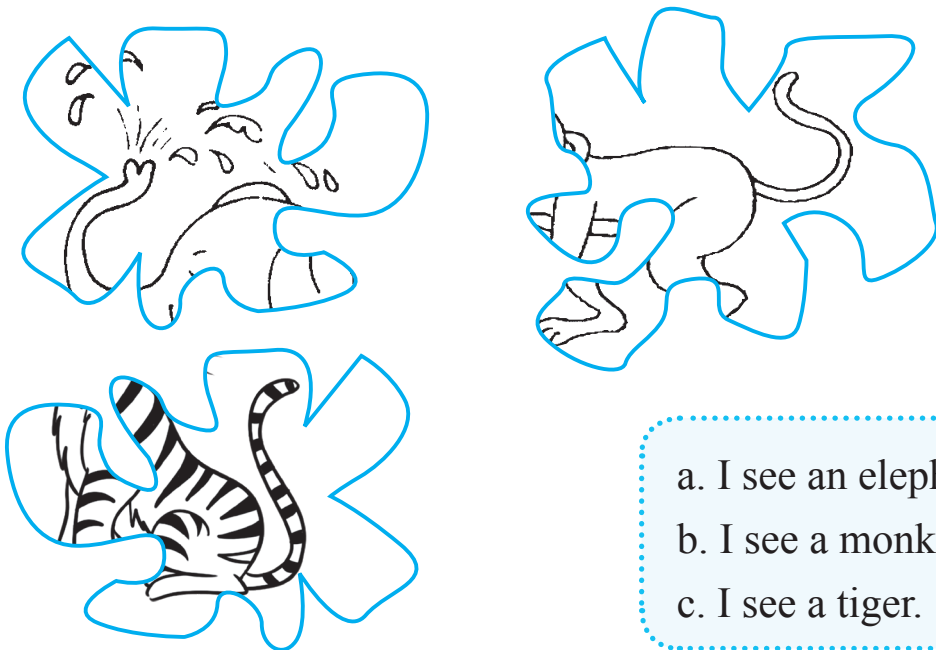
b. I see a monkey.



c. I see a zoo.



4. Guess and say. 猜一猜，说一说。○○○

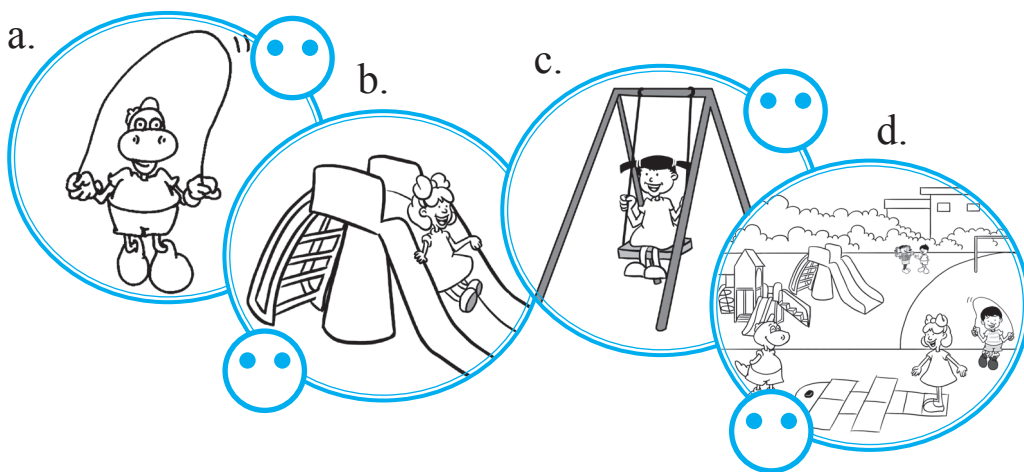


- a. I see an elephant.  
b. I see a monkey.  
c. I see a tiger.


# 24

## On the Playground

1. Listen and draw 😊 or ☹️. 听一听，图片和听到的内容一致就画 😊，否则就画 ☹️。🔊🔊🔊🔊



2. Look and tick. 看一看，勾一勾。🔊🔊🔊🔊



a.

We play

on the playground.

in the classroom.




b.

I

slide.

jump.

c.



I

skip rope.	
run.	

d.



I


jump.	
swing.	

■ 3. Act and say. 表演并对话。○○○

Hello. /Good morning. /Good afternoon.

Let's go to the park.


Okay. I like to slide/swing/fly a kite.




# Unit 4 Review

1. Listen and circle. 听一听，圈一圈。 ○ ○ ○ ○

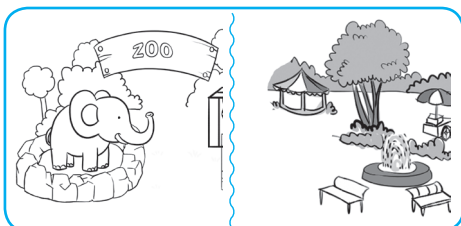
a.



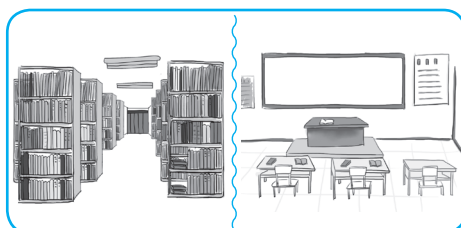
b.



c.




d.



2. Read and colour. 读一读，涂一涂。 ○ ○ ○ ○ ○ ○

a.



a red apple

b.



a blue bus

c.




a brown tiger

d.




a black car

e.



a yellow bike


f.



an orange monkey

3. Look and tick. 看图片，给正确的句子打√。○○○○


a.



☐ A. We ride bikes.

☐ B. We run.

b.



☐ A. This is a school.

☐ B. This is a street.

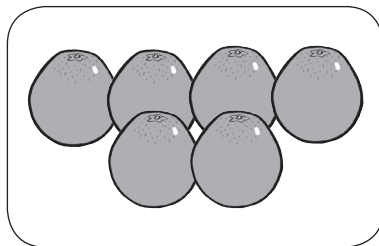
c.



☐ A. I see some cars.

☐ B. I see two people.

d.



☐ A. I see six oranges.

☐ B. I see seven oranges.

# 听力材料

## Lesson 1

**1. Listen and circle.** a. Hello! This is me. I am a boy.  
b. I am a student. c. I like to read.

## Lesson 2

**1. Listen and colour.** a. — How old are you? — I am four years old. b. — How old are you? — I am five years old.  
c. — How old are you? — I am six years old.  
d. — How old are you? — I am ten years old.

## Lesson 3

**1. Listen and circle.** a. — Are you happy? — Yes, I am.  
b. Happy birthday, Li Ming! c. I am six years old.

## Lesson 4

**1. Listen and circle.** a. — What time is it? — It's six o'clock. b. — What time is it? — It's eight o'clock.  
c. — What time is it? — It's ten o'clock.

## Lesson 5

**1. Listen and number.** 1. I am three years old. 2. Let's learn English. 3. It's four o'clock. Time to go home.

## Lesson 6

**2. Listen and circle.** a. It's five o'clock. Time to read!  
b. I play with my friends. c. We jump and run.

## Unit 1 Review

**1. Listen and circle.** a. Hello! I am a student. I like to write. b. — How old are you? — I am six years old.  
c. — What time is it? — It's eight o'clock.

## Lesson 7

**1. Listen and number.** 1. This is my father. 2. This is my mother. 3. This is me.

## Lesson 8

**1. Listen and circle.** a. This is a family. b. This is my brother. His name is Bob. c. This is my sister. Her name is Lynn.

## Lesson 9

**1. Listen and number.** 1. This is my father. He is tall.  
2. This is my mother. She is short. 3. This is me. I am short.

## Lesson 10

**1. Listen and circle.** a. This is my grandpa. He is old.  
b. This is my grandma. She is old. c. This is me. I am young.

## Lesson 11

**1. Listen and number.** 1. — Who is she? — She is my aunt. 2. — Who is he? — He is my uncle. 3. This is my cousin.

## Lesson 12

**1. Listen and draw ☺ or ☹.** a. — Who is that boy? — He is my cousin. b. — Who is he? — He is my uncle.  
c. — Who is he? — He is my grandpa.

## Unit 2 Review

**1. Listen and circle.** a. This is Li Ming's father. He is tall.  
b. This is Li Ming's grandma. She is old.  
c. This is Li Ming's family. It's a big family.

## Lesson 13

**1. Listen and circle.** a. This is the living room. b. This is the bedroom. c. This is the kitchen.

## Lesson 14

**1. Listen and match.** a. Hi! I am Danny. I am in my bedroom. b. My father is in the living room. c. Where

is my mother? She is in the kitchen. d. My aunt is in the kitchen, too. e. Where is my uncle? He is in the bathroom. f. Where is my cousin? She is in my bedroom, too.

## Lesson 15

**1. Listen and colour.** a. This is a chair. Colour it blue. b. I see a TV. Colour it black. c. This is a picture. Colour it yellow.

## Lesson 16

**2. Listen and tick.** a. This is my bed. b. This is my desk. c. These are my toys.

## Lesson 17

**1. Listen and number.** 1. I watch TV in the living room. 2. I cook in the kitchen. 3. I sleep in the bedroom.

## Lesson 18

**2. Listen and draw ☺ or ☹.** a. We play in the bathroom. b. We watch TV in the living room. c. We work in the kitchen.

## Unit 3 Review

**1. Listen and circle.** a. This is the kitchen.  
b. — Where is my brother? — He is in the bathroom.  
c. — What do you see? — I see a picture.  
d. These are my toys.

## Lesson 19

**2. Listen and circle.** a. — Where is the school? — There it is. b. — Where is the park? — There it is.  
c. — Where is the library? — There it is.

## Lesson 20

**1. Listen and number.** 1. — What do you see on the street? — I see a car. 2. — What do you see on the street? — I see some people. 3. — What do you see on the street? — I see a bus.

## Lesson 21

**2. Listen and order.** a. — Can I help you? — Yes. Three apples, please. b. — Can I help you? — Yes. Five oranges, please. c. — Can I help you? — Yes. Three donuts, please. d. — Can I help you? — Yes. Six oranges, please.

## Lesson 22

**1. Listen and draw ☺ or ☹.** a. Let's play in the park. b. We ride bikes. c. We watch TV together.  
d. We fly kites.

## Lesson 23

**1. Listen, number and match.** 1. — What do you see? — I see an elephant. 2. — What do you see? — I see a monkey. 3. — What do you see? — I see a tiger.

## Lesson 24

**1. Listen and draw ☺ or ☹.** a. I swing. b. I slide. c. I skip rope. d. We play on the playground.

## Unit 4 Review

**1. Listen and circle.** a. I slide. b. — What do you see? — I see a tiger. c. Let's play in the park.  
d. — Where is the library? — There it is.